



### District Report Card: 2017


<b>State:</b> Uttarakhand	<b>District:</b> Udham Singh Nagar
<b>Class:</b> 3	<b>Subject:</b> Mathematics
<b>Schools:</b> 60	<b>Students:</b> 1100


### Participation/Coverage


#### Students

<div>GENDER</div> <div></div>	Boys		Girls	
	Number	%	Number	%
	526	47.82	574	52.18

<div>AREA</div> <div></div>	Rural		Urban	
	Number	%	Number	%
	875	79.55	225	20.45

<div>CATEGORY</div> <div></div>	SC		ST		OBC		GEN	
	Number	%	Number	%	Number	%	Number	%
	379	34.45	40	3.64	604	54.91	77	7.00

<div>CWSN</div> <div></div>	LD	VI	HI	S&LD	ID	Oth
	0	0	0	1	0	16

<div>Management</div> <div></div>	Government		Government-aided	
	Number	%	Number	%
	1056	96.00	44	4.00

### Average Performance of Students in Mathematics (%)

Overall	Gender		Area		Management		Social Group			
	Male	Female	Rural	Urban	Govt.	Aided	SC	ST	OBC	GEN
<b>67.74</b>	<b>68.69</b>	<b>66.86</b>	<b>69.14</b>	<b>62.28</b>	<b>67.71</b>	<b>68.48</b>	<b>62.88</b>	<b>63.33</b>	<b>70.97</b>	<b>68.57</b>

## Performance on Learning Outcomes (LOs)

Learning Outcomes	Description	Average Performance(%)
M301	Reads and writes numbers up to 999 using place value	59.96
M302	Compares numbers up to 999 based on their place values	77.09
M303	Solves simple daily life problems using addition and subtraction of three digit numbers with and without regrouping	63.66
M304	Constructs and uses the multiplication facts (up till 10) in daily life situations	67.32
M305	Analyses and applies an appropriate number operation in the situation/ context	59.45
M306	Explains the meaning of division facts by equal grouping/sharing and finds it by repeated subtraction	72.09
M309	Identifies and makes 2D-shapes by paper folding, paper cutting on the dot grid, using straight lines etc.	83.44
M311	Fills a given region leaving no gaps using a tile of a given shape	60.14
M312	Estimates and measures length and distance using standard units like centimeters or meters & identifies relationships	42.73
M317	Reads the time correctly to the hour using a clock/watch	82.36
M318	Extends patterns in simple shapes and numbers	59.24
M319	Records data using tally marks, represents pictorially and draws conclusions	76.27

Range of Performance of Students who Answered Correctly							
Below 30%		30% - 50%		50% - 75%		Above 75%	
Number	%	Number	%	Number	%	Number	%
90	8.18	145	13.18	404	36.73	461	41.91

## Lowest Performing Learning Outcomes (LOs)

- 1 - Estimates and measures length and distance using standard units like centimeters or meters & identifies relationships (42.73)
- 2 - Extends patterns in simple shapes and numbers (59.24)
- 3 - Analyses and applies an appropriate number operation in the situation/ context (59.45)
- 4 - Reads and writes numbers up to 999 using place value (59.96)
- 5 - Fills a given region leaving no gaps using a tile of a given shape (60.14)